

Absolute DataExplorer

Align your device reporting with specific business needs



VISIBILITY ACROSS YOUR DEVICE FLEET

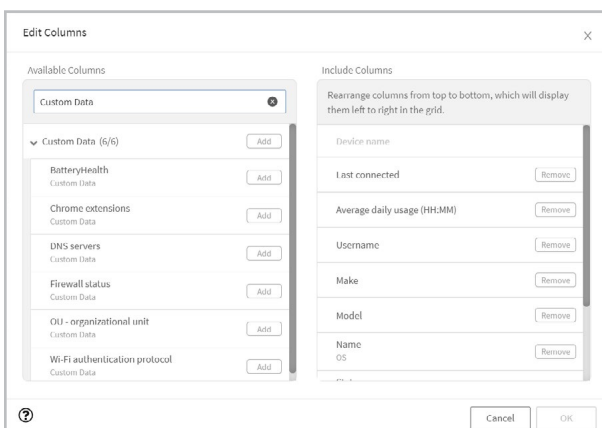
As part of monitoring your IT environment, Absolute empowers you with enhanced “source of truth” visibility across your fleet through pre-defined reports, capturing a wide range of asset and security-based telemetry. There may, however, be unique situations where you require access to certain custom data points not accessible through a report to either manage your fleet or quickly respond to a security event. A new battery recall, plugin vulnerability, or device identifiers specific to your organization are all cases where more visibility is needed.

THE NEED FOR GRANULAR DEVICE REPORTING

The Absolute DataExplorer enables you to choose from a growing library of Absolute defined datapoints available through the Absolute console. Alternatively, you can also engage with your Absolute Sales Account Executive to enquire about defining specific datapoints that are currently not available through the library. Examples include retrieving hardware or software data points and file attributes across the device fleet that can be viewed through custom reports. Any file attribute or data point that can be retrieved through the registry, WMI, or script can now be reported by Absolute and updated daily.

This level of visibility empowers Absolute users to perform a variety of monitoring tasks at scale tailored to specific organization requirements. Use case examples include:

- Identify devices with a recalled hardware component
- Retrieve and compare the hash value of a file across devices to ensure file integrity
- Check for a running process across devices
- Retrieve the DNS or firewall configuration across devices
- Ensure the correct installation of plugins and extensions for browsers or e-mail clients



ABSOLUTE DATAEXPLORER LIBRARY

The Absolute DataExplorer Library includes a growing list of Absolute defined data points that can be activated directly through the Absolute console and added to any Asset based report. DataExplorer is supported on Windows devices and is available with Absolute's three product tiers (Absolute Visibility®, Absolute Control® and Absolute Resilience®). Few examples of data points available through the DataExplorer Library include:

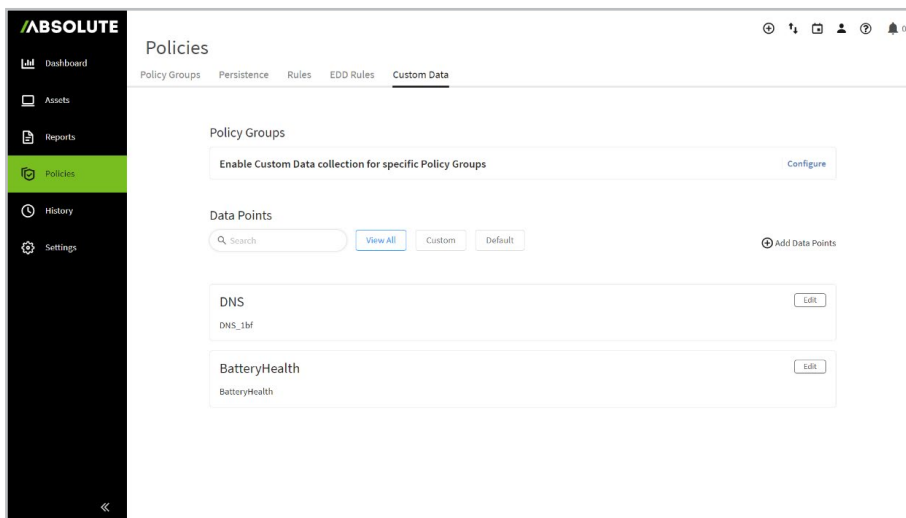
- Firewall status – reports the status of the local firewall
- DNS servers – reports the DNS servers configured for a device
- Chrome extensions – audits installed Chrome extensions
- Wi-Fi authentication protocol – reports the configured authentication protocol for the Wi-Fi network connection
- OU – organizational unit – reports the organizational units device is assigned to

Absolute Resilience customers can also access the DataExplorer Builder tool, a block-based rule editor application that allows their IT or security teams to graphically define and configure their own data points.

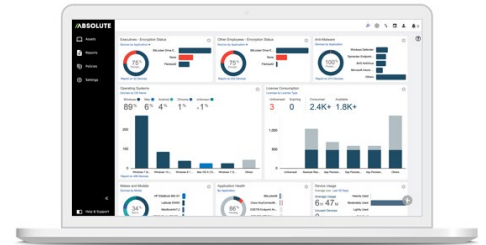
REQUESTING NEW DATA POINTS

Follow the process below to request for specific data points to be added to the Absolute DataExplorer library.

1. Contact your Absolute Sales Account Executive to enquire about defining new custom data points.
2. The Absolute team will assist you to define new data points for specific use cases.
3. Activate data points in the Absolute console with the provided configuration.
4. Create and save reports with the new data points through the Absolute console.



See how Absolute can transform your organization's IT and Security



EMAIL:
sales@absolute.com



SALES:
absolute.com/request-a-demo



PHONE:
North America: 1-877-660-2289
EMEA: +44-118-902-2000



WEBSITE:
absolute.com